

# Fun Facts

- Number of real property parcels – **93,186**
- Number of Commercial/Industrial Parcels **3,268 (3.5%)**
- Number of tangible personal property accounts – **13,205**
- Total Just Value **\$ 28,358,258,133**
- Total Taxable Value **\$18,790,432,567**
- Total Taxable Value of Comm/Ind **\$4.3 Billion (23% of Total Taxable)**
- Number of full time employees – **39**
- Budget – **\$3.3 Million**
- Single family homes – **45,673**
- Residential condominium units – **14,654**

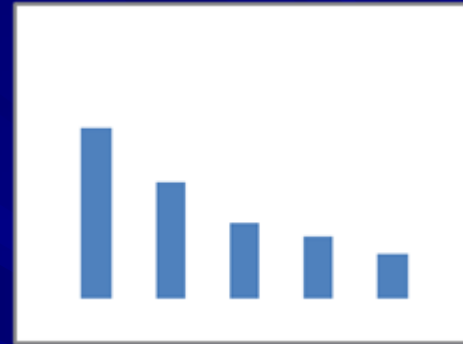
# More Fun Facts

- Mobile homes owning land - 4,285
- Properties with homestead exemption - 43,000
- Low Income Seniors - 1,881 46% of all properties;
- Houses built before 1940 - 497
- Swimming pools - 17,455
- Golf Courses - 34
- Highest price paid for a single family home – \$32,400,000
- 2009 Value Petitions:
  - Number filed 632
  - Number scheduled 101
  - Number granted by Special Master 12

# More Fun Facts

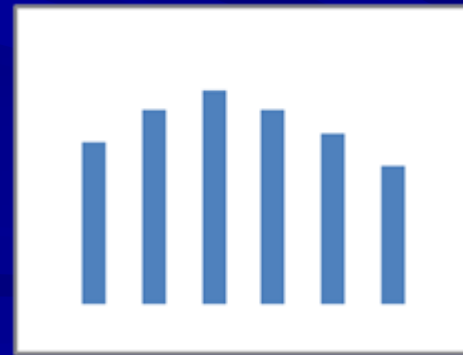
## ■ Number of Sales

- 2005 – 6,833
- 2006 – 4,677
- 2007 – 2,991
- 2008 - 2,485
- 2009 - 2,429



## ■ Median Sale Price of Single Family

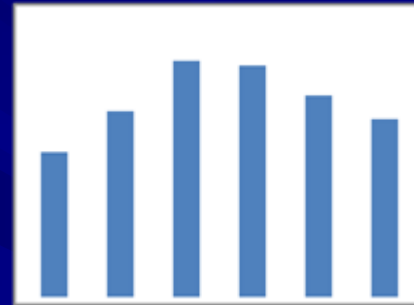
- 2004 - \$262,500
- 2005 - \$313,000
- 2006 - \$345,000
- 2007 - \$312,900
- 2008 - \$275,000
- 2009 - \$220,000



# More Fun Facts

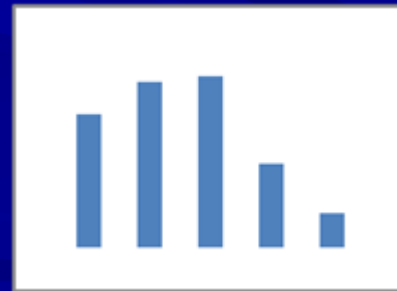
## ■ Number of million dollar homes

- 2004 – 1,478
- 2005 – 1,905
- 2006 – 2,413
- 2007 – 2,377
- 2008 – 2,069
- 2009 – 1,881



## ■ new houses built in last 5 years –

- 2004 – 1,343
- 2005 – 1,667
- 2006 – 1,732
- 2007 – 837
- 2008 – 340
- 2009 – 153



# EVEN MORE FUN FACTS

- Top four taxpayers
  1. Florida Power & Light Company (\$1,151,660,000)
  2. Indiantown Cogeneration, LP (\$279,660,000)
  3. Treasure Coast Mall (\$78,240,000)
  4. Jeffrey H. Sands (\$43,890,000)
  
- Acres used for growing citrus – 46,978
- Most unusual agricultural use – Ratite (flightless birds; ostrich, emu)